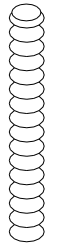
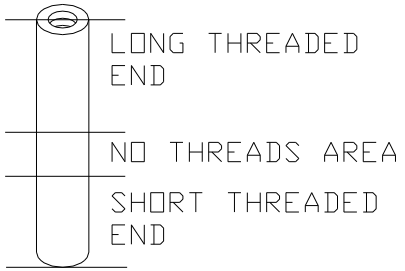


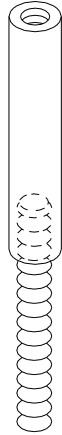
EXTENDER SLEEVE



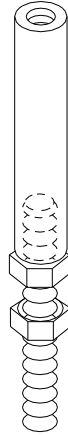
$\frac{1}{4}$  - 20 THR'D ROD



$\frac{1}{4}$  - 20 LOCK NUTS



THREAD ROD INTO  
SHORT END OF  
EXTENDER UNTIL  
IT STOPS



THREAD NUT ONTO  
ROD AND TIGHTEN  
IT TIGHT AGAINST  
EXTENDER.  
INSTALL OTHER NUT  
ONTO ROD LEAVING  
A SMALL GAP  
BETWEEN NUTS



THREAD EXTENDER ASS'Y.  
INTO TOP ROD UNTIL IT  
STOPS AGAINST NUT.  
TIGHTEN NUT TIGHT  
AGAINST TOP ROD.

TOP ROD OF  
ROD & CASE